

ABLOY® DC240 AND DC241 HEAVY DUTY DOOR CLOSERS FOR PROFESSIONAL USE



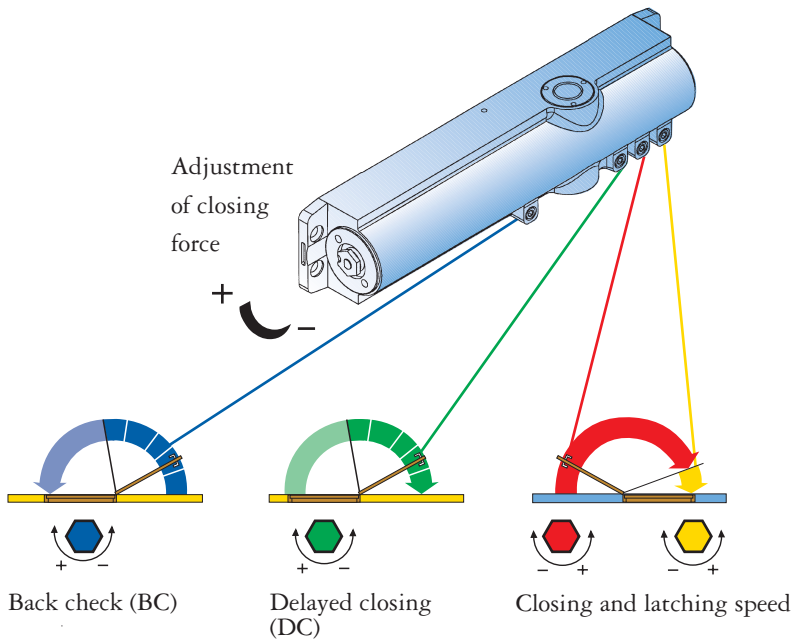
ABLOY® DC240 and DC241 heavy duty door closers offers a wide variety of functional options.

ABLOY® DOOR CLOSERS

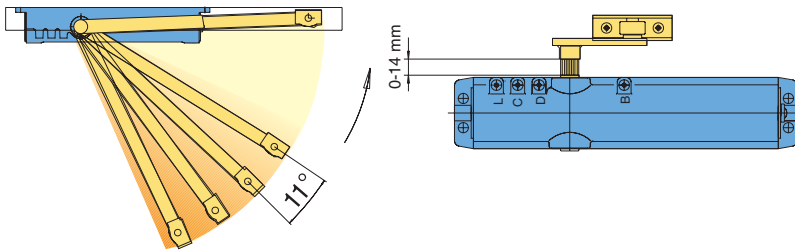
ABLOY® DC240

- Adjustable spring power from size 2 to size 6
- Suitable for exterior doors, large doors, and interior doors exposed to conditions of pressure and heavy use
- Recommended max. door leaf width 1400 mm, max. door weight 120 kg
- Back check (BC) as a standard
- Delayed closing (DC) as an option
- Two pressure relief valves to protect against abuse
- Can be used with FD45X-series
- CE-marked

ADJUSTMENT



ADJUSTING THE SPRING FORCE PRESET AND ARM HEIGHT




The starting angle for back check, delayed closing and latching speed can be adjusted by selecting the desired arm position in relation to the grooved spindle. Each groove represents an angle of 11 degrees.

The arm height can be adjusted (by a maximum of 14 mm) by moving the grooved spindle in a vertical direction.

ABLOY® DC241

- Adjustable spring power from size 1 to size 5
- Suitable for interior and exterior doors of average size and weight
- Recommended max. door leaf width 1250 mm, max. door weight 100 kg
- Ideal for applications involving disabled users
- One pressure relief valve to protect against abuse
- CE-marked

DIMENSIONS



HOW TO ORDER

When ordering, please specify:

- Model number and colour for the door closer
- Model number and colour for the arm and support bracket
(Note: must be ordered separately)
- Quantity
- Delayed closing (DC) operation, if required
(in DC240)

ABLOY® DOOR CLOSERS

A NEW GENERATION OF HEAVY-DUTY DOOR CLOSERS

The **ABLOY® DC240** and **ABLOY® DC241** have been developed to meet the exacting performance requirements of the EN1154 and ANSI 156.4 (2 million cycles) standards.

FEATURES

- Cast aluminium body manufactured from high-performance silicon alloy
- Removable, all-enclosing plastic or metal cover available in several colours:
plastic covers:
silver, white, brown, brass, black
Other colours upon request
metal covers:
bright brass, bright chrome, stainless steel
- Easily adjustable arm height makes installation simpler
- Adjustable closing force
- Adjustable closing and latching speed
- High efficiency 70-80%
- Available with standard arm, hold-open arm, sliding arm or parallel arm
- Wide operational range (+50°C to -35°C)
- **ABLOY®** Door Closers are suitable for fire doors. Consult your local fire authorities on all application requiring fire doors.

CLOSING TORQUE REQUIREMENTS (EN1154)

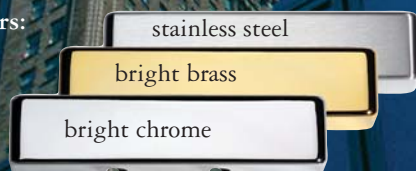
Door Closer size	Closing torque Nm (0-4°) min	Recommended door leaf width mm max	Door leaf mass kg
1	9	750	20
2	13	850	40
3	18	950	60
4	26	1100	80
5	37	1250	100
6	54	1400	120
7	87	1600	160

CLOSING TORQUE REQUIREMENTS (ANSI 156.4)

Door Closer size	Closing torque Nm = 2° minimum
2	10
3	17
4	27
5	37
6	47

COLOURS AVAILABLE

Metal covers:



Plastic covers:



ABLOY® DOOR CLOSERS

ARMS FOR ABLOY® DC240 AND DC241 DOOR CLOSERS

All arms are to be fitted to a grooved spindle

ABLOY® 7190 STANDARD ARM

- Optimum closing strength
- Allows door to open 180° (depending on the door construction)

ABLOY® 7199 SPECIAL ARM

- As 7190, but with a lockable ball joint to protect against abuse

ABLOY® 7191 HOLD-OPEN ARM

- Fitted with hold-open device
- Hold-open angle adjustable to a maximum of 150° (depending on the closing strength of the door closer)

ABLOY® DC194 SLIDING ARM

- Recommended for ABLOY® DC240
- Grooved spindle provides extra adjustment for preset force, back check and latching speed functions
- Package includes a cover to hide fitting screws
- Available in several colours: silver, white, brown, brass, black and stainless steel

ABLOY® DC193 SLIDING ARM

- The same as ABLOY® DC194, but without cover
- Available in several colours: silver, white, brown, brass and black

ABLOY® PARALLEL ARM BRACKET FOR 7190, 7191 AND 7199

- Can be used with 7190, 7191 and 7199 arms
- Suitable for doors with restricted space for opening
- Only for installation on the closing side
- Provides one class smaller closing strength than with the standard arm
- Available in several colours
 - silver (410178)
 - brass (410179)
 - brown (410180)
 - white (410181)
 - black (410218)
 - special colour (410182)

ACCESSORIES FOR ABLOY® DC194/DC193 SLIDING ARM



Hold-open device
ABLOY® DC152

- adjustable hold-open force
- max. hold-open angle ~ 120°



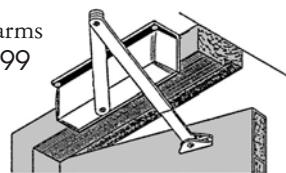


Opening damper
ABLOY® DC153

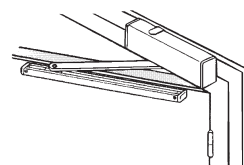
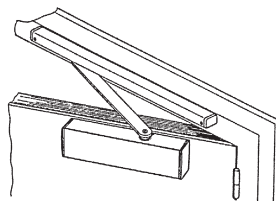
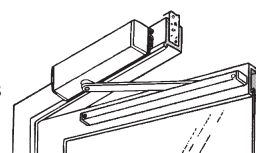
- max. damping angle ~ 110°
- does not replace the mechanical door stopper. Designed to brake the door before hitting the door stopper.

MOUNTING EXAMPLES

Installation with standard arms
ABLOY® 7190, 7191, 7199



Installation with sliding arms
ABLOY® DC193/194



ABLOY® 7190 standard arm



ABLOY® 7191 hold-open arm



ABLOY® DC194 sliding arm



ABLOY® DC193 sliding arm



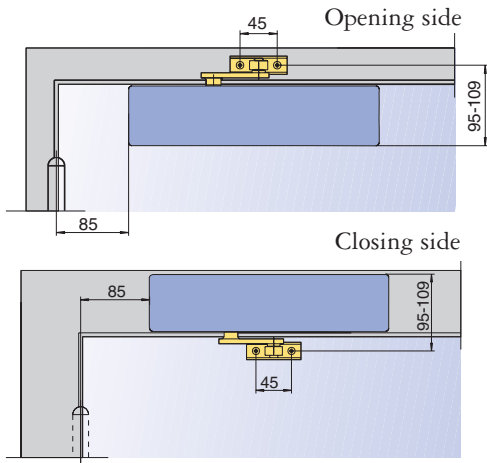
Parallel arm bracket for

ABLOY® 7190/7191/7199



INSTALLATION WITH STANDARD ARMS

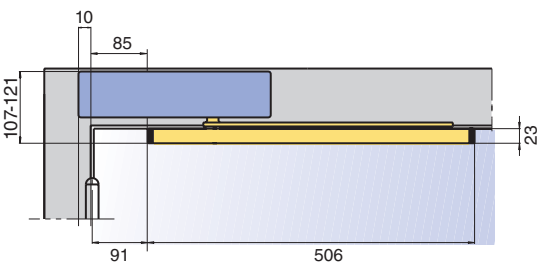
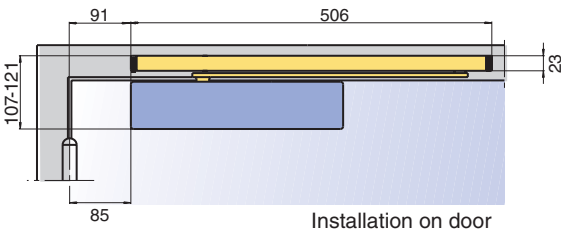
ABLOY® 7190, 7191, 7199



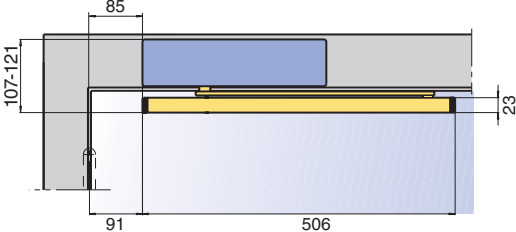
INSTALLATION WITH SLIDING ARM

ABLOY® DC194/DC193

Opening side



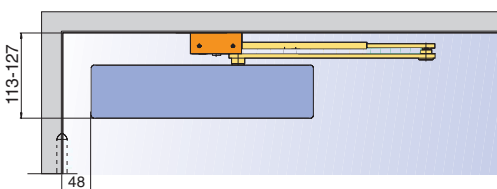
Closing side



- Max. opening angle ~ 130°
- Note: a door stopper needed always when installing on the closing side

INSTALLATION WITH PARALLEL ARM

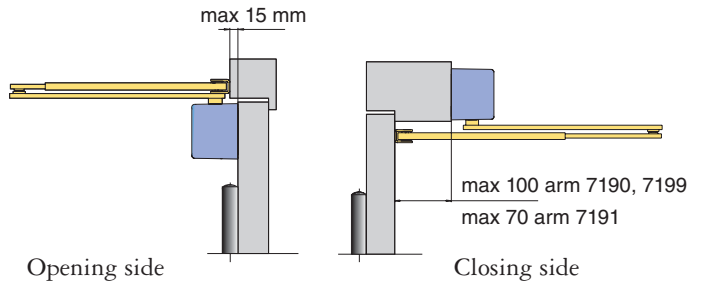
(Only for installation on the closing side)



MAXIMUM FRAME DEPTHS

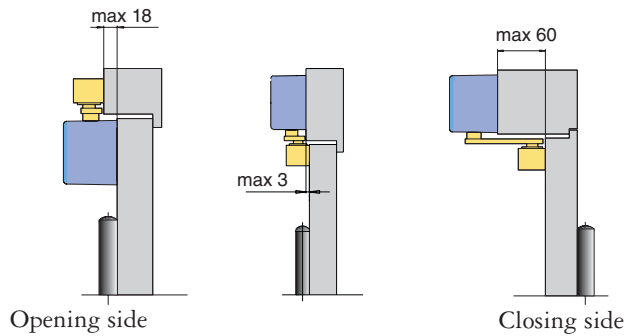
INSTALLATION WITH STANDARD ARM

ABLOY® 7190, 7191, 7199



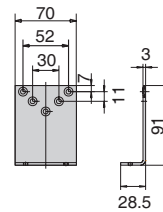
INSTALLATION WITH SLIDING ARM

ABLOY® DC194/DC193

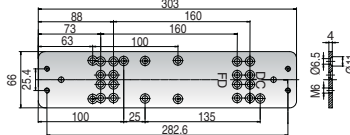


SUPPORT BRACKETS

Parallel arm bracket

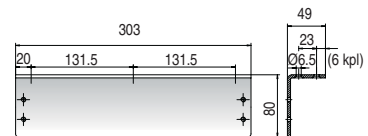


ABLOY® DC106



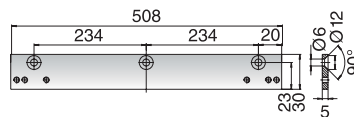
Plain support bracket for certain DIN fire door templates. This is required in installations where there is restricted space for mounting. Suitable for installation either on the door or on the door frame.

ABLOY® DC107



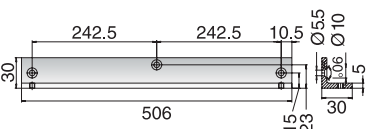
Angle bracket for frame and ceiling mounting.

ABLOY® DC103




Plain mounting plate for sliding arms
ABLOY® DC194/DC193

ABLOY® DC104




Angle mounting plate for sliding arms
ABLOY® DC194/DC193

ABLOY® – the sign for security



The quality and environmental systems used by Abloy Oy guarantee that customers can be certain of **ABLOY®** quality in every field. We received our first Quality System Certificate - SFS-EN ISO 9001 - in 1989. Just eight years later, Abloy Oy was one of the first companies in Finland to be granted an SFS-EN-ISO 14001 Environmental System Certificate.

Our products are designed and manufactured not only to provide high levels of security, but also to be reliable, user-friendly and aesthetically pleasing. **ABLOY®** is your sign for security.



ABLOY® is a registered trademark of Abloy Oy, one of the leading manufacturers of locks, locking systems and architectural hardware and the world's leading developer of products in the field of electromechanical lock technology.

The unique **ABLOY®** detainer disc cylinder mechanism has several advantages over conventional locking mechanisms. Ever since its invention in 1907, it has been a symbol of high security and superior performance.

Our range consists of electromechanical locks, cam locks, padlocks, office furniture locks, rim locks, lock cases, cylinders for different types of mortice locks, door closers, door automatics and architectural hardware. **ABLOY®** locking solutions for every application are available from our world-wide network of distributors.

Customer-oriented development, combined with our long experience and extensive security expertise, mean that **ABLOY®** security solutions employ the very latest technology to meet your needs.



www.abloy.com

Abloy Oy
Wahlforssinkatu 20
P.O. Box 108
FI-80101 JOENSUU
FINLAND
Tel. +358 20 599 2501
Fax +358 20 599 2209

